




---

**PORTE LACCATE**  
**LACQUERED DOORS**



# CREATIVITÀ

CREATIVITY



I prodotti presenti in questa brochure possono essere soggetti a variazioni.  
Products featured in this brochure may be subject to variations.



# PASSIONE

PASSION

Per fare qualcosa veramente bene non basta scegliere i prodotti migliori e utilizzare le tecnologie più avanzate.

*Choosing the best products and using the most advanced technology isn't enough when making something of the highest quality.*

Ci vuole l'impegno giornaliero delle persone. Tecnici, progettisti, ingegneri e artigiani lavorano insieme per dare il meglio.

*It takes the daily commitment of technicians, designers, engineers and craftsmen working together to produce the best.*

Dietro ogni porta ci sono osservazione e sensibilità.

*Behind every door there is observation and sensitivity.*

Ci sono idee, creatività, ingegno, passione. C'è attenzione e cura dei particolari.

*There are ideas, creativity, ingeniousness, passion. There is care and attention to detail.*

Solo in questo modo si riesce a creare qualcosa che trasmetta personalità e carattere, qualcosa che si adatta perfettamente alla tua casa.

*Only in this way can you create something that conveys personality and character, something that fits perfectly into your home.*

# ▶ TENDENZA ◀

COMUNQUE UNA / IN ANY CASE A

# ▶ CREATIVA ◀

▶ MODELLO TENDENZA  
- GRUPPO CREATIVA -  
VERSIONE MONDO ◀

*TENDENZA MODEL - CREATIVE GROUP -  
MONDO DESIGN*





► **MODELLO TENDENZA**  
**- GRUPPO CREATIVA -**  
**VERSIONE NAUTILUS ◀**

TENDENZA MODEL - CREATIVE GROUP -  
NAUTILUS DESIGN

► **TENDENZA** ◀

**GRUPPO CREATIVA**

con incisione sottile

*CREATIVE GROUP*  
with subtle engraving

**Dati tecnici**

*Specifications*

**(Misure nominali in cm)**

*(Standard sizes in cm)*

**Esterno telaio** / *Out of jambs*

214 x 68

214 x 78

214 x 88

214 x 98

**Luce pannello** / *Doorway*

210 x 60

210 x 70

210 x 80

210 x 90

**Telaio** / *Frame*

Piano (Tendenza) / *Flat*

**Sp.** / *Th*

9 - 11 - 13


**Ferramenta** / *Hardware*

Cromo satinato

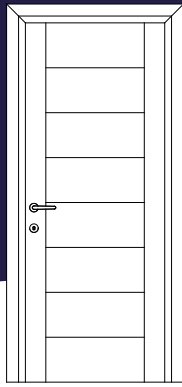
*Chrome satin*

Ottone lucido

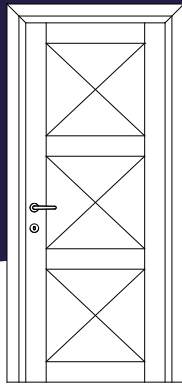
*Polished brass*




Orizzonte C1



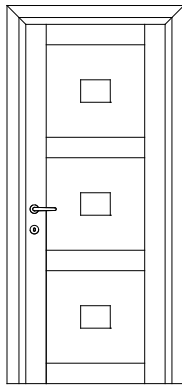
Scala C2



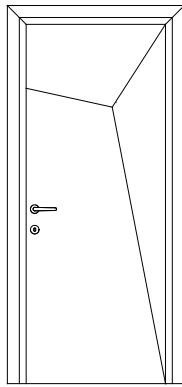
Tris C3



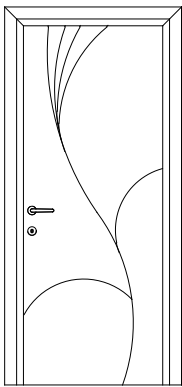
Cubica C4



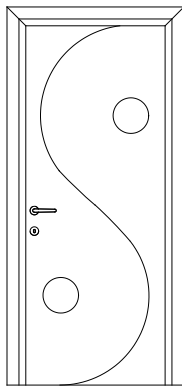
Gemma C5



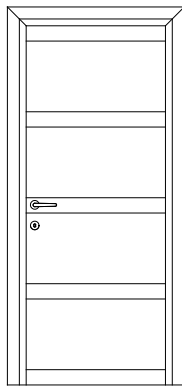
Angolo C6



Fiore C7



Yin e Yang C8



Applauso C9

## ► **CREATIVA** ◀ VERSIONI GRUPPO GROUP DESIGNS

Anta con copertine in MDF pantografata con disegni esclusivi e laccata con colori di serie o a richiesta.

*Door panel with MDF leafs with exclusive thinly engraved designs, lacquered with standard colours or colours on request.*

Telaio che accoglie coprifili telescopici e guarnizione di battuta per una chiusura perfetta

*Frame accomodating a telescopic casing and door seals to ensure a perfect closure.*

Scelta tra telaio piano o tondo entrambi ad effetto essenziale ed elegante.

*Choice between flat or rounded frame both giving a simple and elegant effect.*

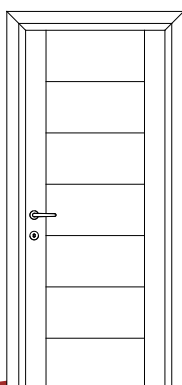
Serratura e cerniere di colore coordinato a scelta cromo satinato o ottone lucido.

*Colour coordinated lock and hinges in either chrome satin or polished brass.*

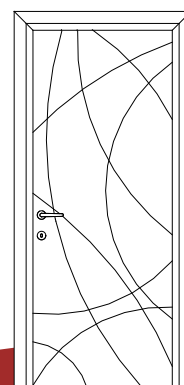
## ► **DESIGN** ◀

I disegni stilizzati, l'incisione sottile, le linee essenziali insieme alla scelta dei colori sono elementi che creano un ambiente moderno con un tocco di carattere e personalità.

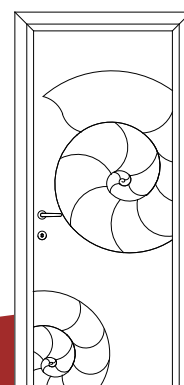
*Stylized designs, subtle incisions, simple lines, along with the choice of colors are elements that create a modern setting with a touch of character and personality.*



Esedra CE



Mondo CM



Nautilus CN

Disegno personalizzabile



Su richiesta



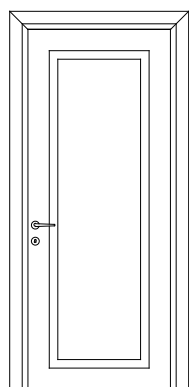
# VERSIONI GRUPPO ▶ PLATEA ◀

GROUP DESIGNS




Un perfetto connubio tra linea classica e moderna. Una rivisitazione attraverso un differente tipo di incisione, larga e piatta, che riproduce forme intramontabili con proporzioni diverse.


*A perfect combination of classic and modern. An evocation of the past through a different type of engraving, wide and flat reproducing timeless designs with different proportions.*




P1



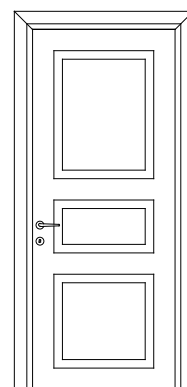
P2



P3



PS



PT



► **MODELLO TENDENZA**  
**- GRUPPO PLATEA -**  
**VERSIONE P3, SCORREVOLE INTERNA ◀**

TENDENZA MODEL - PLATEA GROUP -  
P3 DESIGN, INTERNAL SLIDING OPENING

► **TENDENZA** ◀

**GRUPPO PLATEA**  
con incisione larga

*PLATEA GROUP*  
with wide engraving

**Dati tecnici**

*Specifications*

**(Misure nominali in cm)**

*(Standard sizes in cm)*

**Esterno telaio** / *Out of jambs*

214 x 68

214 x 78

214 x 88

214 x 98

**Luce pannello** / *Doorway*

210 x 60

210 x 70

210 x 80

210 x 90

**Telaio** / *Frame*

Piano (Tendenza) / *Flat*

**Sp.** / *Th*

9 - 11

**Ferramenta** / *Hardware*

Cromo satinato

*Chrome satin*

Ottone lucido

*Polished brass*

▶ EPOCA ◀

&

▶ NUVOLA ◀

▶ MODELLO EPOCA  
VERSIONE 1D CON OPTIONAL  
TELAIO PIANO "GRADO" ◀

*EPOCA MODEL  
1D DESIGN WITH OPTIONAL  
FLAT "GRADO" JAMBS AND CASING*



► **EPOCA** ◀

► **NUVOLA** ◀

con incisione stile neoclassico  
*with neoclassic style engraving*

### Dati tecnici

*Specifications*

### (Misure nominali in cm)

*(Standard sizes in cm)*

### Esterno telaio / Out of jambs

214 x 68

214 x 78

214 x 88

214 x 98

### Luce pannello / Doorway

210 x 60

210 x 70

210 x 80

210 x 90

### Telaio / Frame

Piano (Epoca) / Flat

Tondo (Nuvola) / Round

### Sp. / Th

9 - 11

### Ferramenta / Hardware

Cromo satinato

*Chrome satin*

Ottone lucido

*Polished brass*



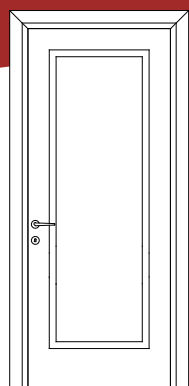
► **MODELLO NUVOLA**  
**VERSIONE 6D** ◀

*NUVOLA MODEL  
6D DESIGN*

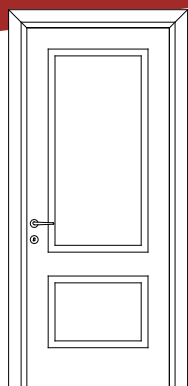
# EPOCA & NUVOLA

## VERSIONI

DESIGNS



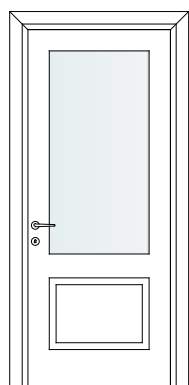
1D




2D

La bellezza dello stile classico è indiscutibile. Questi modelli ad esso ispirati sono un connubio perfetto di funzionalità, eleganza e ricercatezza.


*The beauty of the classic style is indisputable. It inspires these models which are a perfect combination of functionality, elegance and sophistication.*




2DV glass



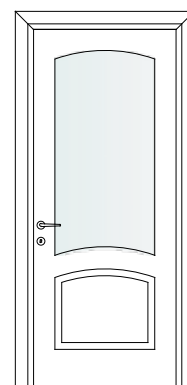
2C



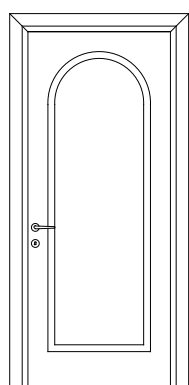
2CV glass



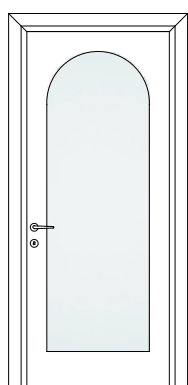
2R




2RV glass




1A




1AV glass



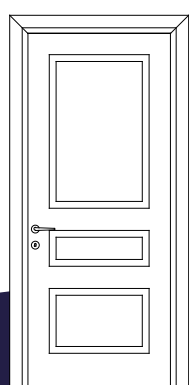
2A




2AV glass



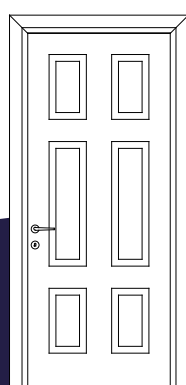
3U



3D



3DV glass



6D



3E



3EV



# OPZIONI

OPTIONS

Possibilità su tutti i modelli di realizzare un disegno su richiesta, di avere il telaio "Grado" oppure il telaio "Ghost" con cerniere invisibili e serratura magnetica. Scelta del colore della ferramenta ottone lucido (OLV) oppure cromo satinato (CRS).

*Possibility on all models to create a design on request, to have "Grado" jambs and casing or Ghost jambs and casing with invisible hinges and magnetic lock. Color choice of hardware polished brass (OLV) or chrome satin (CRS).*



# ▶ FINITURE LACCATE DI MAGAZZINO ◀

LACQUERED COLORS IN STOCK



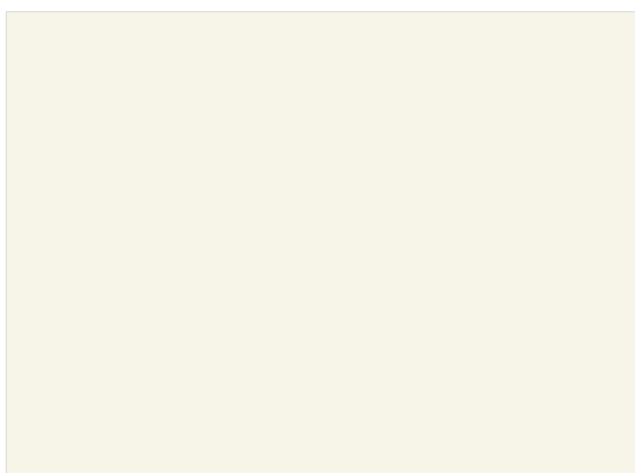
**Bianco base**

*Basic white*




**Bianco RAL9010**

*White RAL9010*



**Avorio RAL1013**

*Ivory RAL1013*



**Grigio luce RAL7035**

*Light grey RAL7035*

## LE FINITURE SONO PERSONALIZZABILI IN QUALSIASI COLORE RAL O NCS

COLORS ARE CUSTOMIZABLE IN EVERY RAL OR NCS COLOR

Gli effetti cromatici dei colori sono indicativi. Per la scelta del colore si consiglia di fare riferimento alla mazzetta in dotazione del rivenditore.

*Chromatic effects of colors are approximamte. To choose the color please refer to the dealer's color swatches.*



---

Viale Enrico Ortolani 31  
00125 - Roma

**commerciale@ianusporte.it**

Tel +39 06 521 69 755  
+39 06 523 19 814

**www.ianusporte.it**